










This is "WEEK #15 of the first 18 weeks" Emergency Prep List – Soup/Fish/Beans & Sanitation

WEEK #14		 WEEK #15		WEEK #16		WEEK #17		WEEK #18	
↓		↓		↓		↓		↓	
STEP #1>>> PURCHASE LIST FOR YOUR 3-MONTH FOOD STORAGE PROGRAM									
Canned Beans & Chili 14 x 15oz		Tuna or Salmon 12 x 5 oz							
////////////////////////////////////									
STEP #2 >>>> Your EMERGENCY DRINKING WATER									
	Maintain 14 gallons per person/ 2 week supply								
////////////////////////////////////									
STEP #3 > Your FINANCIAL RESERVE/EMERGENCY FUND									
\$2.00 +/- per person		\$2.00 +/- per person							
////////////////////////////////////									
STEP #4 >Your LONG TERM FOOD STORAGE PROGRAM (20-30 YR. Shelf Life, 12 month supply)									
n/a		n/a							
////////////////////////////////////									
>>>HOME STORAGE (1-month supply)									
.Disinfectant Cleaner		Disinfectant wipes							
////////////////////////////////////									
>>PREPAREDNESS GOALS									
Plan or Plant Garden		Handwashing station							
////////////////////////////////////									
>>EQUIPMENT GOALS									
Rubber Gloves		5-gallon water cooler							
////////////////////////////////////									
>>WEEKLY INVENTORY									
Fuel & Light		Beverages							

1. This list is for 1 adult. Choose things that you can afford to-do or have time to do each week
2. Multiply amounts by the number of family members, and adjust for children, medical needs and allergies
3. Watch for sales and gather supplies and equipment a week at a time to gradually build up your supplies
4. Do stem 4 after you complete Steps 1, 2 and 3
5. Choose what works best for your circumstances. Every step forward is a stem forward you CAN do it

Adapted from the
LDSFamily.blogspot.com

