











This is "WEEK #52 of the first 52 weeks" Emergency Prep List –Baking Basics, Power & Light

WEEK #49	WEEK #50	WEEK #51	 WEEK #52	
↓	↓	↓	↓	↓
STEP #1>>> PURCHASE LIST FOR YOUR 3-MONTH FOOD STORAGE PROGRAM				
Vanilla 4 oz Cooking Spry 4 oz	Brownie or cake mix 1 ea Frosting 1 ea	Corn Starch 4 oz Salt 6.5 oz	 Baking Powder 5 oz  Baking Soda 4 oz	
////////////////////////////////////				
STEP #2 >>>> Your EMERGENCY DRINKING WATER				
	Maintain 14 gallons per person/ 2 week supply			
////////////////////////////////////				
STEP #3 > Your FINANCIAL RESERVE/EMERGENCY FUND				
\$2.00 +/- per person	\$2.00 +/- per person	\$2.00 +/- per person	 \$2.00 +/- per person	
////////////////////////////////////				
STEP #4 >Your LONG TERM FOOD STORAGE PROGRAM (20-30 YR. Shelf Life, 12 month supply)				
n/a	n/a	n/a	 n/a	
////////////////////////////////////				
>>>HOME STORAGE				
Batteries	Matches/Lighter	Flashlights	 Lanterns, Battery, Solar or Crank	
////////////////////////////////////				
>>PREPAREDNESS GOALS				
Wood cutting & Stove Safety	Free Week	Free Week	 Review Goals for New Year	
////////////////////////////////////				
>>EQUIPMENT GOALS				
Chain saw	Electric AIR COMPRESSOR	Generator	 Wheat grinder/Mill	
////////////////////////////////////				
>>WEEKLY INVENTORY				
Condiments	Spices	Snacks	 Fruits & Vegetables	

1. This list is for 1 adult. Choose things that you can afford to do or have time to do each week.
 2. Multiply amounts by the number of family members, and adjust for children, medical needs and allergies.
 3. Watch for sales and gather supplies and equipment a week at a time to gradually build up your supplies.
 4. Do step 4 after you complete Steps 1, 2 and 3.
 5. Choose what works best for your circumstances.
- Every step forward is a step forward.
YOU CAN DO IT

Adapted from the
LDSTFamily.blogspot.com

